

2019

Clinton



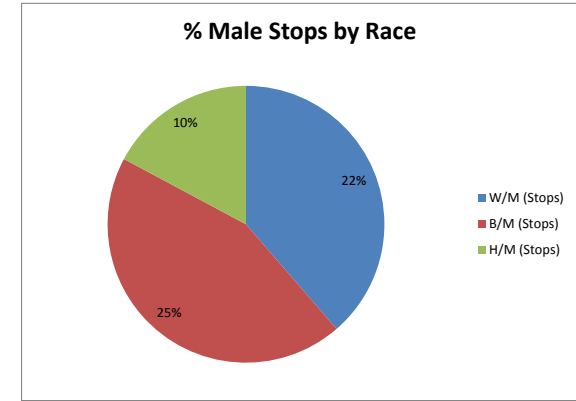
Police

**Traffic Stop Information**

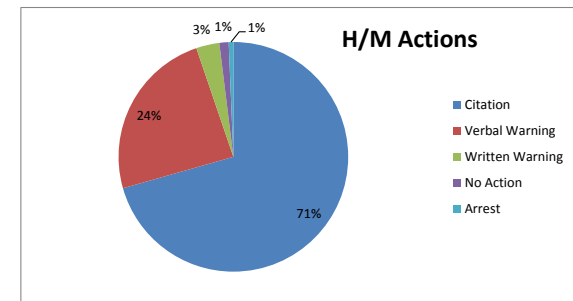
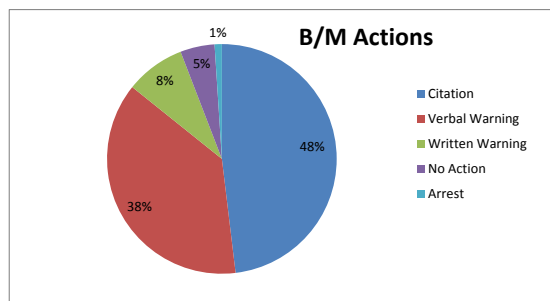
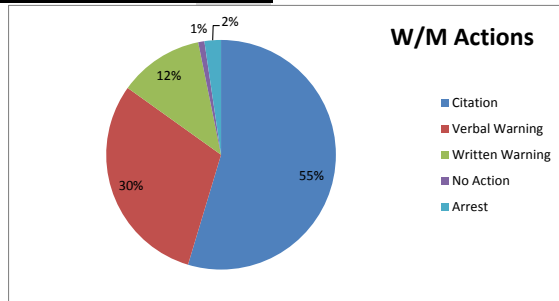
Traffic Stop Data for Males by Race

YTD Traffic Stops 1591

	January	February	March	April	May	June	July	August	September	October	November	December	Totals	Percents
<b>W/M (Stops)</b>	58	34	33	30	64	56	32	37					344	22%
Citation	32	18	18	18	35	33	18	16					188	55%
Verbal Warning	16	13	9	8	16	17	9	16					104	30%
Written Warning	8	2	6	2	11	4	4	4					41	12%
No Action	0	0	0	1	1	0	0	1					3	1%
Arrest	2	1	0	1	1	2	1	0					8	2%
<b>B/M (Stops)</b>	61	41	48	45	56	60	39	43					393	25%
Citation	31	23	20	20	31	22	23	19					189	48%
Verbal Warning	25	13	18	18	13	31	11	19					148	38%
Written Warning	3	1	2	6	11	4	3	3					33	8%
No Action	1	4	6	0	1	3	2	2					19	5%
Arrest	1	0	2	1	0	0	0	0					4	1%
<b>H/M (Stops)</b>	23	9	22	16	17	27	19	20					153	10%
Citation	16	7	18	9	15	16	12	15					108	71%
Verbal Warning	4	2	3	5	2	10	7	4					37	24%
Written Warning	2	0	0	2	0	0	0	1					5	3%
No Action	1	0	1	0	0	0	0	0					2	1%
Arrest	0	0	0	0	0	1	0	0					1	1%
<b>I/M (Stops)</b>	1	2	1	1	1	3	1	5					15	1%
Citation	0	1	0	0	1	2	0	2					6	40%
Verbal Warning	1	1	1	1	0	1	0	2					7	47%
Written Warning	0	0	0	0	0	0	0	1					1	7%
No Action	0	0	0	0	0	0	1	0					1	7%
Arrest	0	0	0	0	0	0	0	0					0	0%
<b>A/M (Stops)</b>	1	0	0	0	2	1	0	0					4	0%
Citation	0	0	0	0	1	0	0	0					1	14%
Verbal Warning	0	0	0	0	0	0	0	0					0	0%
Written Warning	1	0	0	0	1	1	0	0					3	0%
No Action	0	0	0	0	0	0	0	0					0	0%
Arrest	0	0	0	0	0	0	0	0					0	0%
<b>U/M (Stops)</b>	1	3	0	1	3	0	2	1					11	1%
Citation	1	2	0	0	1	0	1	1					6	55%
Verbal Warning	0	1	0	0	2	0	0	0					3	27%
Written Warning	0	0	0	1	0	0	1	0					2	18%
No Action	0	0	0	0	0	0	0	0					0	0%
Arrest	0	0	0	0	0	0	0	0					0	0%



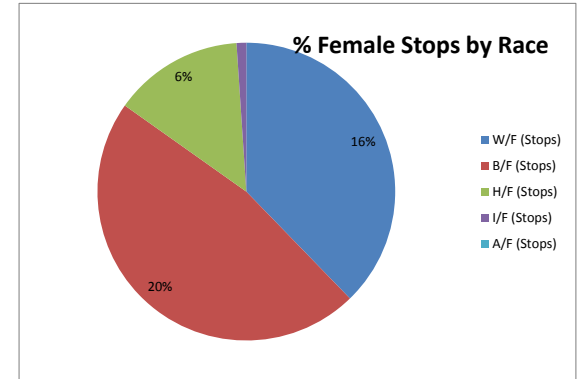
Total Male Subjects Stopped 920



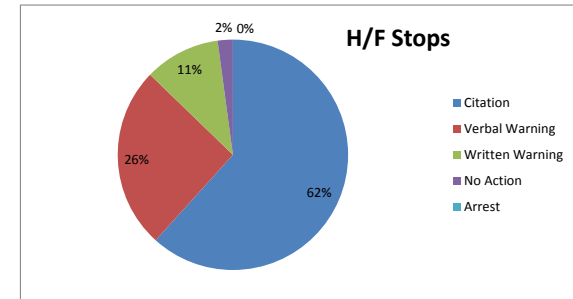
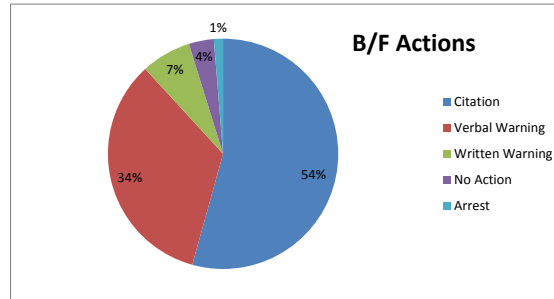
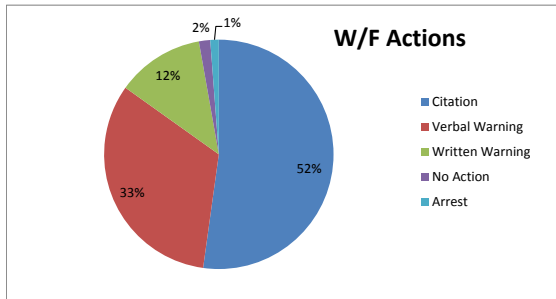
Traffic Stop Data for females by race

**YTD Traffic Stops 1591**

	January	February	March	April	May	June	July	August	September	October	November	December	Totals	Percents
<b>W/F (Stops)</b>	38	20	22	31	50	44	17	29					251	16%
Citation	21	8	14	15	29	20	9	15					131	52%
Verbal Warning	10	10	7	9	11	17	6	12					82	33%
Written Warning	6	1	1	6	8	6	1	2					31	12%
No Action	0	1	0	1	0	1	1	0					4	2%
Arrest	1	0	0	0	2	0	0	0					3	1%
<b>B/F (Stops)</b>	56	28	38	33	39	51	37	31					313	20%
Citation	38	14	30	15	25	18	17	13					170	54%
Verbal Warning	13	13	3	11	11	25	15	15					106	34%
Written Warning	5	0	1	5	2	5	2	2					22	7%
No Action	0	1	3	2	0	2	2	1					11	4%
Arrest	0	0	1	0	1	1	1	0					4	1%
<b>H/F (Stops)</b>	10	6	6	13	15	23	8	13					94	6%
Citation	5	3	5	9	11	14	8	3					58	62%
Verbal Warning	4	1	1	2	2	6	0	8					24	26%
Written Warning	1	1	0	2	2	3	0	1					10	11%
No Action	0	1	0	0	0	0	0	1					2	2%
Arrest	0	0	0	0	0	0	0	0					0	0%
<b>I/F (Stops)</b>	0	0	1	0	3	2	1	0					7	0%
Citation	0	0	1	0	1	2	0	0					4	57%
Verbal Warning	0	0	0	0	1	0	1	0					2	29%
Written Warning	0	0	0	0	0	0	0	0					0	0%
No Action	0	0	0	0	1	0	0	0					1	14%
Arrest	0	0	0	0	0	0	0	0					0	0%
<b>A/F (Stops)</b>	0	0	0	0	0	0	0	0					0	0%
Citation	0	0	0	0	0	0	0	0					0	#DIV/0!
Verbal Warning	0	0	0	0	0	0	0	0					0	#DIV/0!
Written Warning	0	0	0	0	0	0	0	0					0	#DIV/0!
No Action	0	0	0	0	0	0	0	0					0	#DIV/0!
Arrest	0	0	0	0	0	0	0	0					0	#DIV/0!
<b>U/F (Stops)</b>	2	0	0	1	1	1	1	0					6	0%
Citation	0	0	0	1	1	1	1	0					3	50%
Verbal Warning	2	0	0	0	0	0	0	0					2	33%
Written Warning	0	0	0	0	0	0	1	0					1	17%
No Action	0	0	0	0	0	0	0	0					0	0%
Arrest	0	0	0	0	0	0	0	0					0	0%



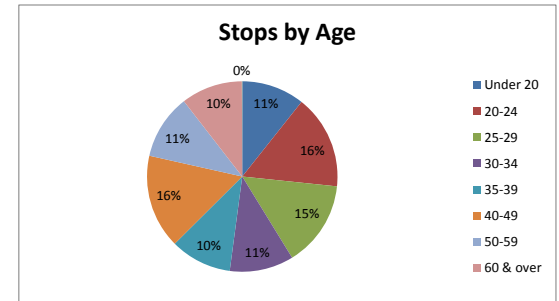
**Total Female Subjects Stopped 671**



Traffic Stop Data by Age

YTD Traffic Stops 1591

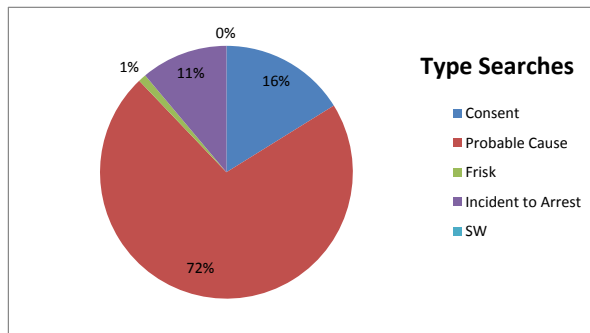
	January	February	March	April	May	June	July	August	September	October	November	December	Totals	Percents
<b>Under 20</b>	21	10	21	24	22	29	22	21					170	11%
Citation	11	7	9	11	11	11	12	8					80	47%
Verbal Warning	9	2	8	7	7	12	7	11					60	35%
Written Warning	0	0	3	7	4	5	2	2					23	14%
No Action	0	1	1	1	0	1	1	0					5	3%
Arrest	1	0	0	1	0	0	0	0					2	1%
<b>20-24</b>	37	25	28	24	41	43	28	28					254	16%
Citation	15	10	14	9	24	21	13	11					117	46%
Verbal Warning	17	13	12	11	9	16	12	15					105	41%
Written Warning	5	0	1	3	5	4	1	2					21	8%
No Action	0	2	0	1	1	1	2	0					7	3%
Arrest	0	0	1	0	2	1	0	0					4	2%
<b>25-29</b>	35	27	34	24	34	33	19	26					232	15%
Citation	20	17	21	8	18	15	14	16					129	56%
Verbal Warning	11	6	6	9	11	17	3	9					72	31%
Written Warning	4	1	3	6	3	1	1	0					19	8%
No Action	0	2	4	0	1	0	0	1					8	3%
Arrest	0	1	0	1	1	0	1	0					4	2%
<b>30-34</b>	30	11	13	16	29	35	22	17					173	11%
Citation	21	6	10	11	19	18	13	10					108	62%
Verbal Warning	5	3	1	4	4	13	6	3					39	23%
Written Warning	4	1	1	1	5	2	1	2					17	10%
No Action	0	1	0	0	0	1	2	2					6	3%
Arrest	0	0	1	0	1	1	0	0					3	2%
<b>35-39</b>	29	11	20	16	18	34	12	26					166	10%
Citation	22	8	12	8	13	17	9	15					104	63%
Verbal Warning	7	2	3	5	3	13	1	9					43	26%
Written Warning	0	1	1	2	2	2	2	2					12	7%
No Action	0	0	4	1	0	1	0	0					6	4%
Arrest	0	0	0	0	0	1	0	0					1	1%
<b>40-49</b>	44	23	30	28	42	41	18	28					254	16%
Citation	24	8	21	18	30	21	9	12					143	56%
Verbal Warning	9	12	8	7	6	16	7	11					76	30%
Written Warning	7	2	0	3	6	3	2	3					26	10%
No Action	2	1	0	0	0	1	0	2					6	2%
Arrest	2	0	1	0	0	0	0	0					3	1%
<b>50-59</b>	31	15	12	22	29	28	17	21					175	11%
Citation	18	9	8	16	18	14	7	10					100	57%
Verbal Warning	9	6	3	4	6	9	7	10					54	31%
Written Warning	3	0	1	2	4	5	1	1					17	10%
No Action	0	0	0	0	1	0	1	0					2	1%
Arrest	1	0	0	0	0	0	1	0					2	1%
<b>60 &amp; over</b>	24	20	13	17	36	25	19	12					166	10%
Citation	13	11	11	6	18	11	11	2					83	50%
Verbal Warning	8	9	1	7	12	11	6	8					62	37%
Written Warning	3	0	0	3	6	1	2	2					17	10%
No Action	0	0	1	1	0	1	0	0					3	2%
Arrest	0	0	0	0	0	1	0	0					1	1%
NR	0	1	0	0	0	0	0	0					1	0%
Citation	0	0	0	0	0	0	0	0					0	0%
Verbal Warning	0	1	0	0	0	0	0	0					1	100%
Written Warning	0	0	0	0	0	0	0	0					0	0%
No Action	0	0	0	0	0	0	0	0					0	0%
Arrest	0	0	0	0	0	0	0	0					0	0%



Traffic Stop Data on Searches

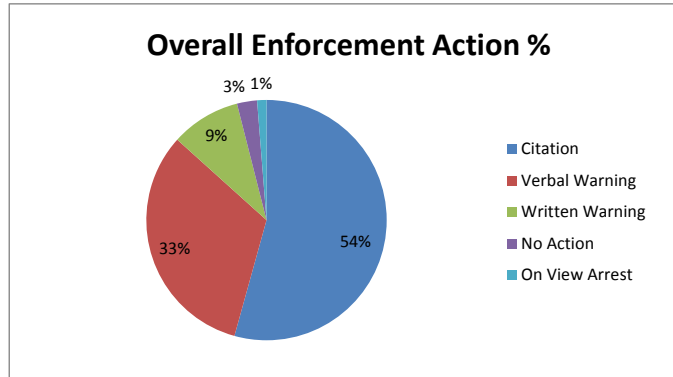
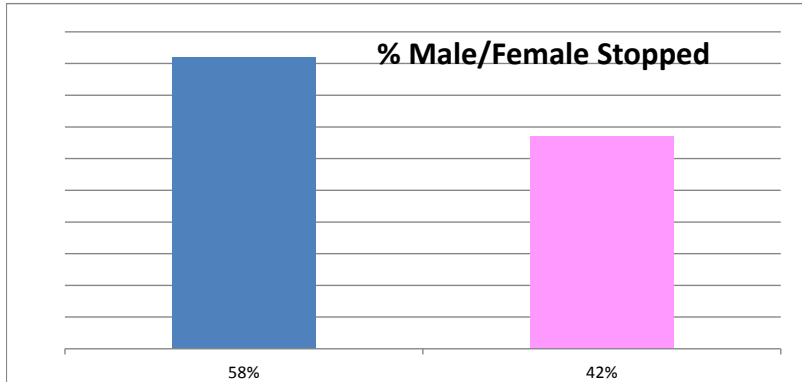
**YTD Traffic Stops 1591**

Drivers	Total Drivers	January	February	March	April	May	June	July	August	September	October	November	December	Totals	Percents
W/M	344	6	4	2	4	6	2	1	0					25	7%
B/M	393	4	8	8	3	2	4	1	1					31	8%
H/M	153	1	1	3	0	1	1	0	0					7	5%
I/M	15	0	0	0	0	0	0	0	2					2	13%
A/M	4	0	0	0	0	0	0	0	0					0	0%
U/M	11	0	1	0	0	0	0	0	0					1	9%
W/F	251	4	1	2	0	6	2	2	1					18	7%
B/F	313	0	6	2	0	1	2	2	1					14	4%
H/F	94	0	1	0	0	0	0	0	1					2	2%
I/F	7	0	0	0	0	0	0	0	0					0	0%
A/F	0	0	0	0	0	0	0	0	0					0	#DIV/0!
U/F	6	0	0	0	0	0	0	0	0					0	0%
Not Reported	0	0	0	0	0	0	0	0	0					0	#DIV/0!
	1591	15	22	17	7	16	11	6	6	0				100	
Passengers		January	February	March	April	May	June	July	August	September	October	November	December	Totals	Percents
W/M		1	0	2	1	4	1	0	0					9	1%
B/M		0	1	3	3	0	1	1	0					9	1%
H/M		1	1	0	0	0	0	0	0					2	0%
I/M		0	0	0	0	0	0	0	1					1	0%
A/M		0	0	0	0	0	0	0	0					0	0%
U/M		0	1	0	0	0	0	0	0					1	0%
W/F		3	1	1	0	4	0	1	0					10	1%
B/F		0	1	0	0	0	0	0	0					1	0%
H/F		0	0	0	0	0	0	0	0					0	0%
I/F		0	0	0	0	0	0	0	0					0	0%
A/F		0	0	0	0	0	0	0	0					0	0%
Not Reported		0	0	0	0	0	0	0	0					0	0%
		5	5	6	4	8	2	2	1					33	
Type Search	W/M	B/M	H/M	I/M	A/M	U/M	W/F	B/F	H/F	I/F	A/F	U/F	Totals	Percents	
Consent	6	2	0	1	0	0	6	1	0	0	0	0	16	16%	
Probable Cause	18	23	4	1	0	1	11	11	2	0	0	0	71	72%	
Frisk	0	0	1	0	0	0	0	0	0	0	0	0	1	1%	
Incident to Arrest	1	6	2	0	0	0	1	1	0	0	0	0	11	11%	
SW	0	0	0	0	0	0	0	0	0	0	0	0	0	0%	
<b>Grand Total Searches</b>													<b>99</b>	<b>6%</b>	



Traffic Stop Data (Miscellaneous)

YTD Traffic Stops 1591



Reason For Traffic Stop

	January	February	March	April	May	June	July	August	September	October	November	December	Totals	Percents
Check Point	3	0	16	9	10	7	6	4					55	3%
DWI	1	0	0	0	0	2	1	0					4	0%
Investigation	8	12	17	1	7	15	7	6					73	5%
Other MV Viol	8	5	4	13	9	11	9	9					68	4%
Safe Movement	9	9	5	5	12	12	5	7					64	4%
Seat Belt	6	1	1	1	17	1	3	4					34	2%
Speeding	128	35	62	78	109	59	41	64					576	36%
Stop Light/Sign Viol	10	16	11	8	13	18	13	4					93	6%
Equip Viol	31	24	23	27	20	62	24	38					249	16%
Regulatory	47	41	32	29	54	80	48	43					374	24%
NR	0	0	0	0	0	1	0	0					1	0%
<b>Total:</b>	<b>251</b>	<b>143</b>	<b>171</b>	<b>171</b>	<b>251</b>	<b>268</b>	<b>157</b>	<b>179</b>	<b>0</b>	<b>0</b>	<b>0</b>	<b>0</b>	<b>1591</b>	

